


2008 SOLARA



Drive a lot? Live a little.

© 2007 Toyota Motor Sales, U.S.A., Inc. Produced 10.10.07

Model Overview



Sport Convertible shown in Absolutely Red










Sport Coupe shown in Classic Silver Metallic



SLE Convertible interior shown in Ivory leather with available DVD navigation system [12]

	SE Coupe 5-Speed Auto	SE V6 Coupe 5-Speed Auto	SE Coupe 5-Speed Manual	SLE Coupe 5-Speed Auto	SLE V6 Coupe 5-Speed Auto	Sport Coupe 5-Speed Auto	Sport V6 Coupe 5-Speed Auto	Sport Coupe 5-Speed Manual	SE V6 Convertible 5-Speed Auto	SLE Convertible 5-Speed Auto	SE Sport Convertible 5-Speed Auto
MSRP**	\$20,760	\$22,260	\$19,930	\$23,905	\$26,905	\$23,030	\$24,530	\$22,200	\$27,190	\$30,460	\$29,460
MPG City/Highway***	22/31	18/27	21/31	22/31	18/27	22/31	18/27	21/31	18/26	18/26	18/26
Seating	5	5	5	5	5	5	5	5	4	4	4

EXTERIOR COLOR OPTIONS*

Blizzard Pearl Additional Charge: \$220.00		Black	
Magnetic Gray Metallic		Cosmic Blue Metallic	
Absolutely Red			
Blue Streak Metallic			
Classic Silver Metallic			

INTERIOR COLOR OPTIONS*

Ivory Fabric		Dark Charcoal Leather	
Dark Stone Fabric			
Ivory Leather			
Dark Stone Leather			
Dark Charcoal Fabric			

*This vehicle eBrochure is designed to identify vehicles commonly available in your area. If you would prefer to purchase a vehicle with no options or additional options, please contact your local dealer to check for current availability or the possibility of placing an order for such a vehicle.

**2008 Manufacturer's Suggested Retail Price, excludes the Delivery, Processing and Handling Fee of \$660 for Cars and \$685 for Trucks, Vans and SUVs. (Historically, vehicle manufacturers and distributors have charged a separate fee for processing, handling and delivering vehicles to dealerships. Toyota's charge for these services is called the "Delivery, Processing and Handling Fee" and is based on the value of the processing, handling and delivery services Toyota provides as well as Toyota's overall pricing structure. Toyota may make a profit on the Delivery, Processing and Handling Fee.) Excludes taxes, license, title and available or regionally required equipment. The Delivery, Processing and Handling Fee in AL, AR, FL, GA, LA, MS, NC, OK, SC and TX will be higher. Actual dealer price may vary. Pricing, specifications, standard features and available equipment are based on information available when this page was produced and are subject to change without notice.

*** 2008 EPA-estimated mileage. For model year 2008, the EPA has revised the way the estimated fuel economy rating is determined. Actual mileage will vary.

Standard Features and Options*



- not available
- S** standard
- O** optional
- P** part of package

	SE Coupe 5-Speed Auto	SE V6 Coupe 5- Speed Auto	SE Coupe 5-Speed Manual	SLE Coupe 5-Speed Auto	SLE V6 Coupe 5- Speed Auto	Sport Coupe 5- Speed Auto	Sport V6 Coupe 5- Speed Auto	Sport Coupe 5- Speed Manual	SE V6 Convertible 5-Speed Auto	SLE Convertible 5-Speed Auto	SE Sport Convertible 5-Speed Auto
MSRP**	\$20,760	\$22,260	\$19,930	\$23,905	\$26,905	\$23,030	\$24,530	\$22,200	\$27,190	\$30,460	\$29,460
Model Number	2736	2738	2739	2740	2742	2746	2748	2749	2787	2788	2789
EXTERIOR											
Aerodynamic PES (Projector Ellipsoid System) halogen headlamps with Daytime Running Lights (DRL) and auto on/off	S	S	S	S	S	-	-	-	S	S	-
Aerodynamic PES High Intensity Discharge (HID) headlamps with manual leveling switch, auto on/off feature and Daytime Running Lights (DRL)	-	-	-	O	O	S	S	S	-	O	S
Integrated fog lamps	S	S	S	S	S	S	S	S	S	S	S
LED taillights	S	S	S	S	S	S	S	S	S	S	S
Color-keyed front and rear underbody spoilers and side rocker panel moldings	-	-	-	-	-	S	S	S	-	-	S
Sport-tuned suspension	-	-	-	-	-	S	S	S	-	-	-
16-in. aluminum alloy wheels with P215/60R16 tires	S	S	S	S	-	-	-	-	S	-	-
17-in. aluminum alloy wheels with P215/55R17 tires	-	O	-	-	S	S ^[5]	S ^[5]	S ^[5]	-	S	S
Dual color-keyed power outside mirrors	S	S	S	S	S	S	S	S	S	S	S
Heated outside mirrors with driver-side auto-dimming feature	-	-	-	S	S	-	-	-	-	S	-
High Solar Energy-Absorbing (HSEA) glass	S	S	S	S	S	S	S	S	S	S	S
Power tilt/slide moonroof with sliding sunshade	O	O	O	S	S	O	O	O	-	-	-
Color-keyed rear spoiler	S	S	S	S	S	-	-	-	S	S	-
Color-keyed rear sport spoiler	-	-	-	-	-	S	S	S	-	-	S
Variable intermittent windshield wipers	S	S	S	S	S	S	S	S	S	S	S

**2008 Manufacturer's Suggested Retail Price, excludes the Delivery, Processing and Handling Fee of \$660 for Cars and \$685 for Trucks, Vans and SUVs. (Historically, vehicle manufacturers and distributors have charged a separate fee for processing, handling and delivering vehicles to dealerships. Toyota's charge for these services is called the "Delivery, Processing and Handling Fee" and is based on the value of the processing, handling and delivery services Toyota provides as well as Toyota's overall pricing structure. Toyota may make a profit on the Delivery, Processing and Handling Fee.) Excludes taxes, license, title and available or regionally required equipment. The Delivery, Processing and Handling Fee in AL, AR, FL, GA, LA, MS, NC, OK, SC and TX will be higher. Actual dealer price may vary. Pricing, specifications, standard features and available equipment are based on information available when this page was produced and are subject to change without notice.

*This vehicle eBrochure is designed to identify vehicles commonly available in your area. If you would prefer to purchase a vehicle with no options or additional options, please contact your local dealer to check for current availability or the possibility of placing an order for such a vehicle.

Standard Features and Options*



- not available
- S** standard
- O** optional
- P** part of package

	SE Coupe 5-Speed Auto	SE V6 Coupe 5- Speed Auto	SE Coupe 5-Speed Manual	SLE Coupe 5-Speed Auto	SLE V6 Coupe 5- Speed Auto	Sport Coupe 5- Speed Auto	Sport V6 Coupe 5- Speed Auto	Sport Coupe 5- Speed Manual	SE V6 Convertible 5-Speed Auto	SLE Convertible 5-Speed Auto	SE Sport Convertible 5-Speed Auto
Power-retractable fabric convertible top with full headliner, large rear glass window with defogger and auto-down power rear windows	-	-	-	-	-	-	-	-	S	S	S
Stainless steel exhaust tip	S	S	S	S	S	-	-	-	S	S	-
Sport stainless steel exhaust tip	-	-	-	-	-	S	S	S	-	-	S
INTERIOR											
3-spoke tilt/telescopic steering wheel with audio and multi-information display controls	S	S	S	S	S	S	S	S	S	S	S
Leather-wrapped steering wheel, shift knob and parking brake handle	-	-	-	S	S	S	S	S	-	S	S
Silver metallic-style interior trim	S	S	S	-	-	-	-	-	S	-	-
Black graphite-style interior trim	-	-	-	-	-	S	S	S	-	-	S
Wood-grain-style interior trim	-	-	-	S	S	-	-	-	-	S	-
Chrome-accented parking brake button and air vents	-	-	-	-	-	S	S	S	S	-	S
Front-console illumination panel	-	-	-	S	S	-	-	-	-	S	-
Chrome-accented door handles, parking brake button and air vents	-	-	-	S	S	-	-	-	-	S	-
Aluminum sport pedal covers	-	-	-	-	-	S	S	S	-	-	S
Center-console armrest with dual storage areas and cup holders	S	S	S	S	S	S	S	S	S	S	S
Two 12V auxiliary power outlets	S	S	S	S	S	S	S	S	S	S	S
Fabric seats with seatback pockets	S	S	S	S	-	-	-	-	S	-	-
Fabric seats	-	-	-	-	S	-	-	-	-	-	-
Sport fabric seats with seatback pockets	-	-	-	-	-	S	S	S	-	-	S
Leather-trimmed seats with seatback pockets	-	-	-	O	S	O	O	O	-	S	-

*This vehicle eBrochure is designed to identify vehicles commonly available in your area. If you would prefer to purchase a vehicle with no options or additional options, please contact your local dealer to check for current availability or the possibility of placing an order for such a vehicle.

Standard Features and Options*



- not available
- S** standard
- O** optional
- P** part of package

	SE Coupe 5-Speed Auto	SE V6 Coupe 5- Speed Auto	SE Coupe 5-Speed Manual	SLE Coupe 5-Speed Auto	SLE V6 Coupe 5- Speed Auto	Sport Coupe 5- Speed Auto	Sport V6 Coupe 5- Speed Auto	Sport Coupe 5- Speed Manual	SE V6 Convertible 5-Speed Auto	SLE Convertible 5-Speed Auto	SE Sport Convertible 5-Speed Auto
Heated driver and front passenger seats	-	-	-	O [6]	O [6]	-	-	-	-	S	-
8-way manually adjustable drivers seat	S	S	S	-	-	S	S	S	S	-	S
8-way power-adjustable drivers seat	O	O	O	S	S	O	O	O	O	S	O
Driver power lumbar support	S	S	S	S	S	S	S	S	S	S	S
Contoured 60/40 split fold-down rear bench seat with adjustable headrests	S	S	S	S	S	S	S	S	-	-	-
Remote hood, and locking trunk and fuel-filler door releases	S	S	S	S	S	S	S	S	S	S	S
Dual illuminated visor vanity mirrors	S	S	S	S	S	S	S	S	S	S	S
Heavy-duty rear window defogger with timer	S	S	S	S	S	S	S	S	S	S	S
Cargo net	-	-	-	S	S	-	-	-	-	S	-
Defroster-linked CFC-free air conditioning with air filter	S	S	S	-	-	S	S	S	S	-	S
Defroster-linked CFC-free automatic climate control with air filter and rear-seat vents	-	-	-	S	S	-	-	-	-	S	-
HomeLink® [7] universal transceiver	-	-	-	S	S	-	-	-	-	S	-
Overhead console with sunglasses holder/garage door opener box	S	S	S	S	S	S	S	S	-	-	-
Auto-dimming rearview mirror with compass	O [8]	O [8]	O [8]	S	S	O [8]	O [8]	O [8]	O [8]	S	O [8]
Remote keyless entry system with 2-stage unlocking, trunk-release, panic function and remote illuminated entry	S	S	S	S	S	S	S	S	S	S	S
Power automatic door locks with anti-lockout feature	S	S	S [9]	S	S	S	S	S [9]	S	S	S
Power windows with driver-side auto up/down and retained-power features	S	S	S	S	S	S	S	S	S	S	S
Cruise control	S	S	S	S	S	S	S	S	S	S	S

*This vehicle eBrochure is designed to identify vehicles commonly available in your area. If you would prefer to purchase a vehicle with no options or additional options, please contact your local dealer to check for current availability or the possibility of placing an order for such a vehicle.

Standard Features and Options*



- not available
- S** standard
- O** optional
- P** part of package

	SE Coupe 5-Speed Auto	SE V6 Coupe 5-Speed Auto	SE Coupe 5-Speed Manual	SLE Coupe 5-Speed Auto	SLE V6 Coupe 5-Speed Auto	Sport Coupe 5-Speed Auto	Sport V6 Coupe 5-Speed Auto	Sport Coupe 5-Speed Manual	SE V6 Convertible 5-Speed Auto	SLE Convertible 5-Speed Auto	SE Sport Convertible 5-Speed Auto
Optitron meters with speedometer, tachometer, coolant temperature and fuel level gauges; LCD odometer with twin tripmeters	S	S	S	S	S	S	S	S	S	S	S
Optitron sport instrument panel with unique sport gauges	-	-	-	-	-	S	S	S	-	-	S
Airbag, seatbelt, low-fuel level, door-ajar, battery, check engine, oil pressure, ABS, low tire pressure and brake warning lights	S	S	S	S	S	S	S	S	S	S	S
Multi-information display with average speed, instant and average fuel economy, distance to empty and elapsed time functions	S	S	S	S	S	S	S	S	S	S	S
Front passenger airbag status indicator	S	S	S	S	S	S	S	S	S	S	S
Digital quartz clock	S	S	S	S	S	S	S	S	S	S	S
Scheduled maintenance indicator light	S	S	S	S	S	S	S	S	S	S	S
Outside temperature gauge	S	S	S	S	S	S	S	S	S	S	S
AM/FM 6-disc in-dash CD changer with satellite radio capability [10], MP3/WMA playback capability, auxiliary audio jack and in-glass antenna (body-mounted antenna on Convertible models)	S	S	S	-	-	S	S	S	S	-	S
JBL® AM/FM 6-disc in-dash CD changer with satellite radio capability [10,11], MP3/WMA playback capability, audio auxiliary jack and FM diversity reception (body-mounted antenna on Convertible models)	-	O	-	S	S	O	O	O	O	S	O
Voice-activated DVD navigation system [12] with JBL® AM/FM 4-disc in-dash CD changer with satellite radio capability [10,11], MP3/WMA playback capability, audio auxiliary jack and FM diversity reception (body-mounted antenna on Convertible models)	-	-	-	-	O	-	-	-	-	O	-
Hands-free phone-calling capability via Bluetooth® [13] wireless technology with steering wheel controls	-	O [8]	-	S	S	-	O [8]	-	O [8]	S	O [8]

SAFETY

*This vehicle eBrochure is designed to identify vehicles commonly available in your area. If you would prefer to purchase a vehicle with no options or additional options, please contact your local dealer to check for current availability or the possibility of placing an order for such a vehicle.

Standard Features and Options*



- not available
- S** standard
- O** optional
- P** part of package

	SE Coupe 5-Speed Auto	SE V6 Coupe 5- Speed Auto	SE Coupe 5-Speed Manual	SLE Coupe 5-Speed Auto	SLE V6 Coupe 5- Speed Auto	Sport Coupe 5- Speed Auto	Sport V6 Coupe 5- Speed Auto	Sport Coupe 5- Speed Manual	SE V6 Convertible 5-Speed Auto	SLE Convertible 5-Speed Auto	SE Sport Convertible 5-Speed Auto
Anti-lock Brake System (ABS)	S	S	S	S	S	S	S	S	S	S	S
Vehicle Stability Control (VSC) [1] with Traction Control (TRAC) and Brake Assist [2]	-	O	-	-	O	-	O	-	O	O	O
Driver and front passenger Advanced Airbag System and front seat-mounted side airbags [3]	S	S	S	S	S	S	S	S	S	S	S
Front and rear side curtain airbags [3]	S	S	S	S	S	S	S	S	-	-	-
Rear-seat Child Restraint System (CRS) lower anchors and top tether brackets (LATCH)	S	S	S	S	S	S	S	S	S	S	S
Engine immobilizer	S	S	S	S	S	S	S	S	S	S	S
Anti-theft system	-	-	-	S	S	-	-	-	S	S	-
Direct Tire Pressure Monitor System [4]	S	S	S	S	S	S	S	S	S	S	S
Internal trunk-release handle	S	S	S	S	S	S	S	S	S	S	S

*This vehicle eBrochure is designed to identify vehicles commonly available in your area. If you would prefer to purchase a vehicle with no options or additional options, please contact your local dealer to check for current availability or the possibility of placing an order for such a vehicle.

Options*

SE OPTIONS

17-in aluminum alloy wheels with P215/55R17 tires [5]

JBL® AM/FM 6-disc in-dash CD changer with satellite radio capability [10,11], MP3/WMA playback capability, audio auxiliary jack and FM diversity reception, hands-free phone-calling capability via Bluetooth® [13] wireless technology with steering wheel controls (body-mounted antenna on Convertible models)

Multi-adjustable power driver's seat with adjustable headrest, seatback pockets and lumbar support

Power tilt/slide moonroof with sliding sunshade (Coupe only)

Vehicle Stability Control (VSC) [1,14] with Traction Control (TRAC) and Brake Assist [2]

SPORT OPTIONS

JBL® AM/FM 6-disc in-dash CD changer with satellite radio capability [10,11], MP3/WMA playback capability, audio auxiliary jack and FM diversity reception, hands-free phone-calling capability via Bluetooth® [13] wireless technology with steering wheel controls (body-mounted antenna on Convertible models)

Leather-trimmed seats and door trim with integrated armrests, dual front and rear map pockets and multi-adjustable power driver's seat with adjustable headrest and lumbar support (Coupe only)

Multi-adjustable power driver's seat with adjustable headrest, seatback pockets and lumbar support

Power tilt/slide moonroof with sliding sunshade (Coupe only)

Vehicle Stability Control (VSC) [1,14] with Traction Control (TRAC) and Brake Assist [2]

SLE OPTIONS

17-in. aluminum alloy wheels with P215/55R17 tires [5]

Leather-trimmed seats and door trim with integrated armrests, dual front and rear map pockets and multi-adjustable power driver's seat with adjustable headrest and lumbar support (4-cylinder Coupe only, standard on V6 and Convertible) [6]

Aerodynamic PES High Intensity Discharge (HID) headlamps with manual leveling switch, auto on/off feature and Daytime Running Lights (DRL)

Voice-activated DVD navigation system [12] with JBL® AM/FM 4-disc in-dash CD changer with satellite radio capability [10,11], MP3/WMA playback capability, audio auxiliary jack and FM diversity reception, hands-free phone-calling capability via Bluetooth® [13] wireless technology with steering wheel controls (body-mounted antenna on Convertible models)

Vehicle Stability Control (VSC) [1,14] with Traction Control (TRAC) and Brake Assist [2]

Specifications



	SE Coupe 5-Speed Auto	SE V6 Coupe 5-Speed Auto	SE Coupe 5-Speed Manual	SLE Coupe 5-Speed Auto	SLE V6 Coupe 5-Speed Auto	Sport Coupe 5-Speed Auto	Sport V6 Coupe 5-Speed Auto	Sport Coupe 5-Speed Manual	SE V6 Convertible 5-Speed Auto	SLE Convertible 5-Speed Auto	SE Sport Convertible 5-Speed Auto	
MSRP**	\$20,760	\$22,260	\$19,930	\$23,905	\$26,905	\$23,030	\$24,530	\$22,200	\$27,190	\$30,460	\$29,460	
Model Number	2736	2738	2739	2740	2742	2746	2748	2749	2787	2788	2789	
MECHANICAL/PERFORMANCE												
Engine	2.4-liter DOHC 16-valve VVT-i 4-cylinder 155 hp @ 6000 rpm/158 lb.-ft. @ 4000 rpm	3.3-liter DOHC 24-valve VVT-i V6 210 hp @ 5600 rpm/220 lb.-ft. @ 3600 rpm	2.4-liter DOHC 16-valve VVT-i 4-cylinder 155 hp @ 6000 rpm/158 lb.-ft. @ 4000 rpm	3.3-liter DOHC 24-valve VVT-i V6 210 hp @ 5600 rpm/220 lb.-ft. @ 3600 rpm	2.4-liter DOHC 16-valve VVT-i 4-cylinder 155 hp @ 6000 rpm/158 lb.-ft. @ 4000 rpm	3.3-liter DOHC 24-valve VVT-i V6 210 hp @ 5600 rpm/220 lb.-ft. @ 3600 rpm	2.4-liter DOHC 16-valve VVT-i 4-cylinder 155 hp @ 6000 rpm/158 lb.-ft. @ 4000 rpm	3.3-liter DOHC 24-valve VVT-i V6 210 hp @ 5600 rpm/220 lb.-ft. @ 3600 rpm	2.4-liter DOHC 16-valve VVT-i 4-cylinder 155 hp @ 6000 rpm/158 lb.-ft. @ 4000 rpm	3.3-liter DOHC 24-valve VVT-i V6 210 hp @ 5600 rpm/220 lb.-ft. @ 3600 rpm	2.4-liter DOHC 16-valve VVT-i 4-cylinder 155 hp @ 6000 rpm/158 lb.-ft. @ 4000 rpm	
Ignition	Electronic, with Toyota Direct Ignition (TDI)											
Transmission	5-speed electronically controlled automatic overdrive (ECT-i)	5-speed manual overdrive	5-speed electronically controlled automatic overdrive (ECT-i)				5-speed manual overdrive	5-speed electronically controlled automatic overdrive (ECT-i)				
Drivetrain	Front engine, front-wheel drive											
Body construction	Unitized body with front and rear vibration-dampening sub-frames (with reinforcements on convertible models)											
Suspension	MacPherson strut front suspension with gas-filled shock absorbers and stabilizer bar; dual-link independent MacPherson strut rear suspension with gas-filled shock absorbers and stabilizer bar (Sport Coupe models add sport-tuned shock absorbers, springs, and front and rear stabilizer bars)											
Steering	Variable-assist power rack-and-pinion											
Turning circle diameter, curb to curb (ft.)	37.4											
Brakes	4-channel, 4-sensor Anti-lock Brake System (ABS)											
Vehicle Stability Control (VSC) [1] with Traction Control (TRAC) and Brake Assist [2]	NA	Available	NA	Available	NA	Available	NA	Available	NA	Available	Available	
EXTERIOR DIMENSIONS (IN.)												
Overall height, unloaded	56.1								56.5			
Overall width	71.5											
Overall length	192.5											

**2008 Manufacturer's Suggested Retail Price, excludes the Delivery, Processing and Handling Fee of \$660 for Cars and \$685 for Trucks, Vans and SUVs. (Historically, vehicle manufacturers and distributors have charged a separate fee for processing, handling and delivering vehicles to dealerships. Toyota's charge for these services is called the "Delivery, Processing and Handling Fee" and is based on the value of the processing, handling and delivery services Toyota provides as well as Toyota's overall pricing structure. Toyota may make a profit on the Delivery, Processing and Handling Fee.) Excludes taxes, license, title and available or regionally required equipment. The Delivery, Processing and Handling Fee in AL, AR, FL, GA, LA, MS, NC, OK, SC and TX will be higher. Actual dealer price may vary. Pricing, specifications, standard features and available equipment are based on information available when this page was produced and are subject to change without notice.

Specifications



	SE Coupe 5-Speed Auto	SE V6 Coupe 5- Speed Auto	SE Coupe 5-Speed Manual	SLE Coupe 5- Speed Auto	SLE V6 Coupe 5- Speed Auto	Sport Coupe 5- Speed Auto	Sport V6 Coupe 5- Speed Auto	Sport Coupe 5- Speed Manual	SE V6 Convertibl e 5-Speed Auto	SLE Convertibl e 5-Speed Auto	SE Sport Convertibl e 5-Speed Auto	
Wheelbase	107.1											
Ground clearance	5.5	5.9	5.5	5.3	5.9	5.5	5.9	5.5	5.3			
Track (front/rear)	60.8/60.4											
Coefficient of drag (Cd)	0.29								NA			
INTERIOR DIMENSIONS FRONT/REAR (IN.)												
Head room	38.0/36.4								38.5/38.4			
Shoulder room	56.1/53.7								56.1/47.2			
Hip room	53.7/50.8								53.7/44.7			
Leg room	42.0/35.4								42.0/35.0			
WEIGHTS AND CAPACITIES												
Curb weight (lb.)	3240	3440	3240	3440	3240	3440	3240	3615				
Seating capacity	5								4			
EPA passenger volume (cu. ft.)	92.1								85.6			
Luggage capacity (cu. ft.)	13.8								11.7			
Towing capacity (lb.)	1500											
Fuel tank (gal.)	18.5											
TIRES												
Size	P215/60R16	P215/55R17	P215/60R16		P215/55R17			P215/60R16	P215/55R17			
Type	All-Season steel-belted radial					Performan ce [5] or All-Season steel- belted radial	All-Season steel- belted radial	Performan ce [5] or All-Season steel- belted radial	All-Season steel-belted radial			
Spare	Temporary											
MILEAGE ESTIMATES [15]												

© 2007 Toyota Motor Sales, U.S.A., Inc. Produced 10.10.07

Specifications



	SE Coupe 5-Speed Auto	SE V6 Coupe 5- Speed Auto	SE Coupe 5-Speed Manual	SLE Coupe 5- Speed Auto	SLE V6 Coupe 5- Speed Auto	Sport Coupe 5- Speed Auto	Sport V6 Coupe 5- Speed Auto	Sport Coupe 5- Speed Manual	SE V6 Convertibl e 5-Speed Auto	SLE Convertibl e 5-Speed Auto	SE Sport Convertibl e 5-Speed Auto
Miles Per Gallon (city/highway)	22/31	18/27	21/31	22/31	18/27	22/31	18/27	21/31	18/26		

Accessories

EXTERIOR ACCESSORIES



Wheel Locks (alloy)
\$65.00 Installed MSRP*

EXTERIOR ACCESSORIES



Auto Dimming Mirror
\$269.00 Installed MSRP*

EXTERIOR ACCESSORIES



Carpet/Cargo Mat Set
\$199.00 Installed MSRP*

EXTERIOR ACCESSORIES



First Aid Kit
\$29.00 Installed MSRP*

EXTERIOR ACCESSORIES



XM Satellite Radio Kit
\$449.00 Installed MSRP*



Wind Screen
\$315.00 Parts Only MSRP**



Cargo Net
\$49.00 Installed MSRP*



Door Sill Enhancements
\$129.00 Installed MSRP*



Sirius Satellite Radio
\$449.00 Installed MSRP*



Cargo Tote
\$40.00 Installed MSRP*



Emergency Assistance Kit
\$70.00 Installed MSRP*



VIP Security System
RS3200 Plus
\$359.00 Installed MSRP*
Glass Breakage Sensor
\$165.00 Installed MSRP*

* Installed MSRP is the Manufacturer's Suggested Retail Price for accessories installed by the manufacturer. Actual prices for dealer installed accessories may vary.

** Please see your local Toyota dealer for pricing. Prices and product availability are subject to change without notice.

Installation not included. See your local Toyota dealer for installed pricing. Prices and product availability are subject to change without notice.

WARRANTIES

Basic: 36 months/36,000 miles (all components other than normal wear and maintenance items).

Powertrain: 60 months/60,000 miles (engine, transmission/transaxle, front-wheel drive, rear-wheel drive, seatbelts and airbags).

Rust-Through: 60 months/unlimited miles (corrosion perforation of sheet metal).

Federal Emission Coverage: Components under the federal emission defect warranty are covered for 36 months/36,000 miles and specified major emission control components are covered for 8 years/80,000 miles. Specified major emission control components under emission performance warranty are also covered for 8 years/80,000 miles. In addition, emission performance warranty is applicable for 24 months/24,000 miles in states and local jurisdictions that require a periodic EPA-approved inspection and maintenance program.

California Emission Control Coverage: In California and any other state that adopts California emission warranty provisions, performance warranty and defect warranty coverage is applicable for 36 months/50,000 miles, and specific control devices are covered for 7 years/70,000 miles.

Accessories: Warranty coverage is for 12 months, regardless of mileage. If the part or accessory is installed during the New Vehicle Limited Warranty period, coverage is for 12 months or the remainder of the applicable warranty coverage, whichever is greater, with the exception of car covers, which are covered for 12 months only.

You may be eligible for transportation assistance if it's necessary that your vehicle be kept overnight for repairs covered under warranty. Please see your authorized Toyota dealership for further details.

For complete details about Toyota's warranties, please visit www.toyota.com, refer to the applicable Owner's Warranty Information booklet or see your Toyota dealer.

In addition, there may be times when we will establish a special policy adjustment that will further defray repair costs. For details about the new vehicle limited warranty, see your Toyota dealer. And for complete details of Toyota's warranties, please refer to your Owner's Warranty.

DISCLAIMERS

All information in this eBrochure is based on data available at time of posting, is subject to change without notice and pertains specifically to continental U.S.A. vehicles only.

[1] Vehicle Stability Control (VSC) is an electronic system designed to help the driver maintain vehicle control under adverse conditions. It is not a substitute for safe driving practices. Factors including speed, road conditions and driver steering input can all affect whether VSC will be effective in preventing a loss of control. Please see your Owner's Manual for further details.

[2] Brake Assist is designed to help the driver take full advantage of the benefits of ABS. It is not a substitute for safe driving practices. Braking effectiveness also depends on proper brake-system maintenance and tire and road conditions.

[3] All the airbag (AB) systems are Supplemental Restraint Systems. All ABs (if installed) are designed to inflate only under certain conditions and in certain types of severe collisions: frontal and knee ABs typically inflate in frontal collisions; side and side curtain ABs in side collisions; Roll-Sensing Curtain ABs at a severe tilt degree, roll or lateral G-force. In all other accidents, the ABs will not inflate. To decrease the risk of injury from an inflating AB, always wear seatbelts, sit upright in the middle of the seat as far back as possible and do not lean against the door. Do not put objects in front of an AB or around the seatback. Do not use a rearward-facing child seat in any front passenger seat. The force of an inflating AB may cause serious injury or death. See your Owner's Manual for further information/warnings.

[4] The Toyota Tire Pressure Monitor alerts the driver when tire pressure is critically low. For optimal tire wear and performance, tire pressure should be checked regularly with a gauge; do not rely solely on the monitor system. See your Owner's Manual for details.

[5] 17-in. wheels with P215/55R17 performance tires are expected to experience greater tire wear than conventional tires. Tire life may be less than 24,000 miles, depending upon driving conditions. Convertible equipped with All-Season tires only.

[6] Heated seat feature included with leather-trimmed seats.

[7] HomeLink® is a registered trademark of Johnson Controls, Inc.

[8] Requires JBL® audio.

[9] Anti-lockout feature only with automatic transmission.

[10] Satellite radio requires XM- or Sirius- compatibility, receiver and monthly service fee. See your Toyota dealer for further details. Reception of the satellite signal may vary depending on location. All fees and programming subject to change. Subscriptions subject to the terms and conditions available at www.xmradio.com or www.sirius.com. Available only in the 48 contiguous United States.

[11] JBL® system includes auto-dimming mirror.

[12] The navigation system is designed to assist in locating an address or point of interest. Discrepancies may be encountered between the system and your actual location. Road system changes may affect the accuracy of the information provided. Rely on your common sense to decide whether to follow a specified route. Detailed coverage not available in every city or roadway. Periodic updates available at an additional cost. See your Navigation System Owner's Manual for further details.

[13] The phones on this site have been tested for Bluetooth® compatibility with Toyota vehicles. Performance will vary based on phone software version, coverage and your wireless carrier. Phones are warranted by their manufacturer, not Toyota.

[14] V6 models only.

[15] 2008 EPA-estimated mileage. For Model Year 2008, the EPA has revised the way the estimated fuel economy rating is determined. Actual mileage will vary.

Helpful Links

BUYER TOOLS:

Competitive Comparison

<http://www.toyota.com/compare>

Toyota Financial Services

www.toyotafinancial.com

Payment Estimator

www.toyotafinancial.com/estimator/tfs/pe_zip.jsp

Find Local Specials

www.buyatoyota.com

Request a Quote

www.buyatoyota.com

Locate a Dealer

<http://www.toyota.com/dealers>

Certified Used Vehicles

<http://www.toyota.com/tcu>

Warranty Info.

www.toyotaownersonline.com/warranty

OWNER TOOLS:

Toyota Owner Resources

www.toyotaownersonline.com

Vehicle Reference Guides

<http://prg.toyotapartsandservice.com/>

Maintenance Guides

<http://smg.toyotapartsandservice.com/owners.php>

Toyota Service

<http://www.toyotaownersonline.com/service>

Car Care Tips

<http://www.toyotaownersonline.com/parts-service/carcaretips.html>

Driver Tips

<http://www.toyotaownersonline.com/tips>

Genuine Toyota Parts

<http://www.toyotaownersonline.com/parts>

Do-It-Yourself Help

<http://www.toyotaownersonline.com/diy>

GENERAL INFORMATION:

Toyota News

<http://www.toyota.com/news>

Toyota Motorsports

<http://www.toyota.com/motorsports>

Toyota NASCAR Racing

<http://www.toyota.com/pitpass>

Toyota Community

<http://toyota.edmunds.com/community>

Toyota Events

<http://www.toyota.com/events>

Future Concept Vehicles

<http://www.toyota.com/future>

Community Care

<http://www.toyota.com/community>

QUESTIONS:

FAQs

<http://www.toyota.com/FAQ>

Contact Toyota

<http://www.toyota.com/contact>